Vendor Management Portal

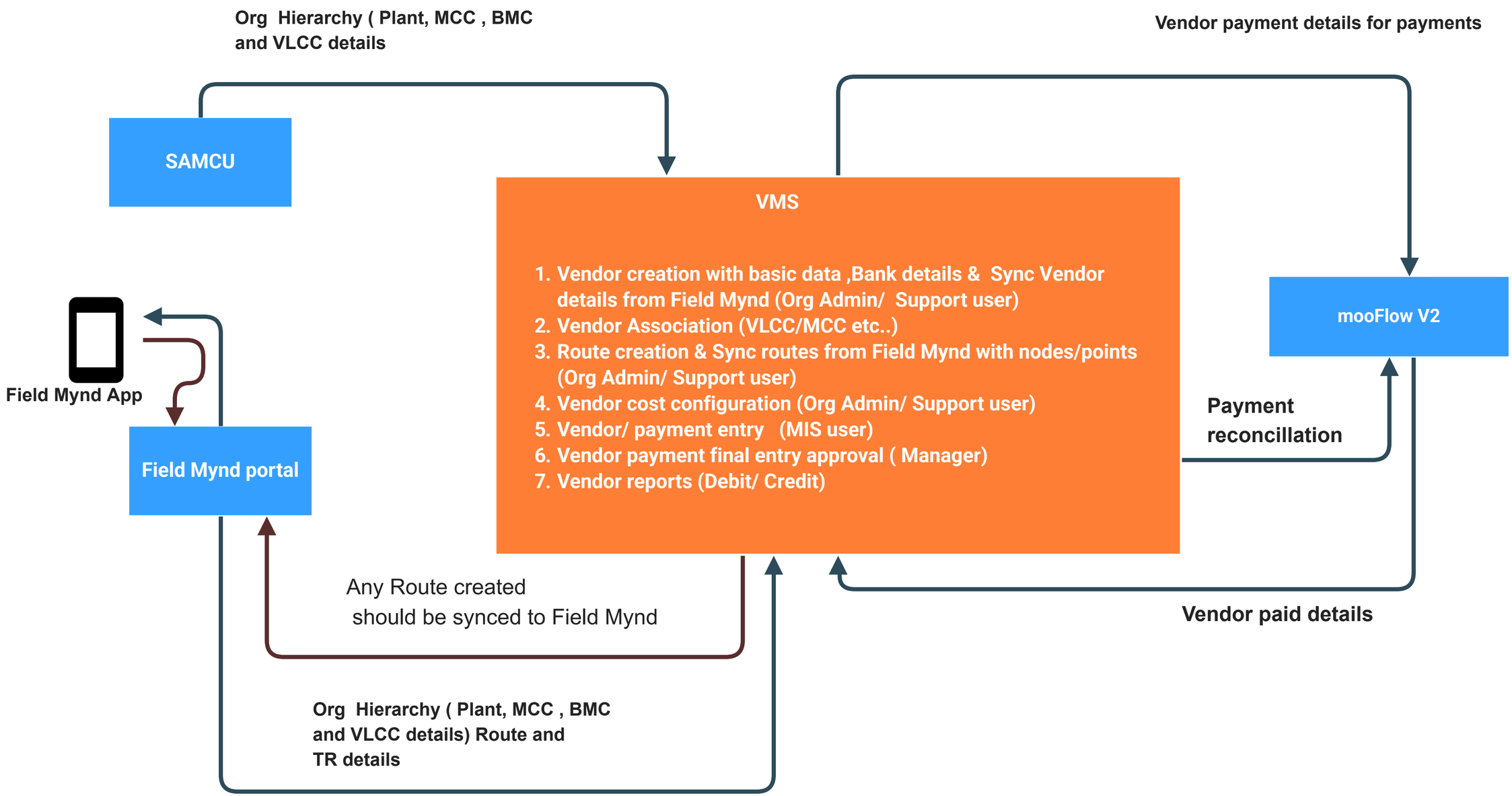

Entity = Vendor
Basic Details all with upload

Payment report

top 10 Vendor types

1. Sahayak (Agent)- Agreement,
2. Primary Transporter - Vehicle ,Driver, Agreement,
3 Secondary Transp -Vehicle ,Driver, Agreement
4. Labourers- Agreement
5. Land lords- Agreement
6. Diesel Suppliers - Agreement
7. Other Material suppliers/ Services

Vendor Name
Contact no. (one/more)
Contact person name (one/more)
Address (State,Pincode) with proof
Email (One / more)
Gender
DOB,
Proof File attachment
PAN
GST
Individual /org

Bank details with upload

Name as per Bank
A/c number - Show only 4 char
IFSC

Vendor Creation

Create

Import

Create Route

Associate - Vendor

Associate Vehicle

Vendor List

Search Vendor

Search

List should have the excel download option

Create

Import Vendor

Org ID	Org Name	Vendor type	Vendor ID	Vendor Name	Vendor state	Contact number	Edit
Org1234	Karnataka	Primary transporter	VM-Org1-001	Renuprasad	Karnataka	997473883	
Org2345	Tamilnadu	Secondary transporter					
Org3456	Maharastra						

Edit flow should be same as create
While editing show all the previously added fields as refferance

Points to be considered

1. Editing of Vendor details should have approval flow
2. Deleting of Vehicle should not be provided only Enable /Disable should be possible, with editing of vehicle information
3. All the Editing should have the Audit logs with Edited field, User, Date and time

Vendor Creation

Create

Import

Create Route

Associate - Vendor

Associate Vehicle

1. Vendor import format is shown in the below link

https://docs.google.com/spreadsheets/d/14W8ISw9FvAIlh45Ai8Fa0UAHTItXGc9DCVmbDaTeK4g/edit?usp=sharing

Select Organisation

Dropdown
- Org 1
- Org 2
- Org 3

Select Vendor type

Dropdown
- Sahayak/Agent
- Primary Transporter
- Secondary Transporter
- Labourers
- Land lords
- Diesel Supplier
- Other Material supplier

Vendor types should come from backend and if required should be created on request

Vendor type should be fixed and shown to all the organisations

All "Basic details" remain same for all vendor type for creation.

For all fields validation , Follow our other apps(LOS,mooON,AMCU)

Created by user

Same Org should not have duplicate Vendor ID (Show error - Duplicate)

Basic details

Vendor ID

Vendor Name: Renuprasad

Primary contact Number: Numericals

contact Number 2: 987676666

Gender

Date of Birth: Calender

Contact Name: Txt

Email 1: txt

Email 2

State: KA

District

Taluk

Pincode

Full Address: Free txt

KYC and Bank details

KYC proof Aadhaar

KYC proof PAN

Account information

Other information

Vendor Proof

Vehicle Agreement — View

Monthly Agreement

Annual Agreement — View

Others — View

Driving Licence

Vehicle RC card

Vehicle insurance card

Bank details

Name as per Bank: Txt

Vendor A/c no.: Free txt

IFSC number: Free txt

Bank Branch: Free txt

Mandatory fields are marked in "red"
To Submit "All mandatory " fields should be filled

Next to Add Vehicle

Submit

Show this option for PT and ST vendor type

Different upload documents for selected Vendor types(Should be allocated according to the below table)

Vendor type	KYC & Bank details	Vendor proof
Primary transporter	Aadhaar PAN A/c information Other information	Vehicle agreement/ contract Vehicle RC certificate Vehicle insurance Emission test certificate GST details Other
Secondary transporter	Aadhaar PAN A/c information Other information	Vehicle agreement/ contract Vehicle RC certificate Vehicle insurance Emission test certificate GST details Other
Sahayak/ Agent	Aadhaar PAN A/c information Other information	Rental Agreement Agent Agreement FSSAI agreement Other
Landlord	Aadhaar PAN A/c information Other information	Rental Agreement Electricity board agreement Other
Diesel supplier	Aadhaar PAN A/c information Other information	Agreement GST details Other
Other Material suppliers	Aadhaar PAN A/c information Other information	Agreement GST details Other

Add Vehicle

Vehicle Enable/Disable

Vehicle ID — Ex: VHKA001

VH-First 2 char of State name-0001

Vehicle model: Ex. TATA Ace

Vehicle Capacity in cc: 1000

Body type: Tanker / Open / Closed / Container

Tanker Capacity in Kg: 1000- 30000

Vehicle Category: LDV (<3.5T) / MDV (>12T) / HDV (>12T)

No. of Compartments: 1 / 2 / 3

Mandatory if Tanker is selected

Max loading capacity in Kgs: 1500

Fuel Type: Petrol / Diesel / LPG / Electric / Hybrid

Vehicle Registration No.: Ex. KA-01 AA 4588

Add Vehicle

Vehicle Enable/Disable

Vehicle ID — Ex: VHKA002

VH-First 2 char of State name-0001

Vehicle model: Ex. TATA APE

Vehicle Capacity in cc: 800

Body type: Tanker / Open / Closed / Container

Tanker Capacity in Kg: 1000- 30000

Vehicle Category: LDV (<3.5T) / MDV (>12T) / HDV (>12T)

Mandatory if Tanker is selected

No. of Compartments: 1 / 2 / 3

Max loading capacity in Kgs: 1500

Fuel Type: Petrol / Diesel / LPG / Electric

Vehicle Registration No.: Ex. KA-03 AA 7588

Submit

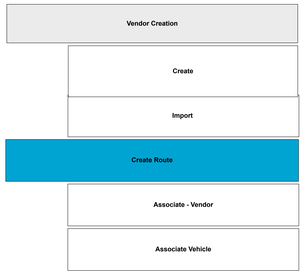

Route List

Search Route

Route ID	Route Name	Route type	Route link points	Total distance in kms	Status	Edit Route	Duplicate
RN-ORG1-001	North route	Primary	4	45	Active		
	Tanker route 1	Secondary	2	50	Inactive		

Create Duplicate

Please use the unique Route name for creating duplicate route

All the fields except route ID and Route name should be prepopulated for the duplicate creation

Points to be considered

1. Editing of Route should have approval flow
2. All the Editing should have the Audit logs with Edited field, User, Date and time

Create route

Route ID

Route type

Primary

Secondary

Route display name

Active

Trip Distance in KMS = 92

Max duration in Hrs

Route Capacity in Lts

Route Description

VLCC2 - MCC5,20
MCC5 - VLCC 1,15
VLCC1 - VLCC4,11

Allocate Route path (Optional)

SL no.	Node ID	Node name	Sequence	Delete	Add
1	VLCC1	CC Halli	1		+
2	VLCC3	PC Halli	2		+
3	VLCC7	AA Halli	3		+
4	VLCC5	AB Halli	4		+
5	VLCC8	AC Halli	5		+

Next

Same center can be added more than once, but not consecutively

Note : No. 1 will be the Route start point and the Last point will be the end point of the sequence

From Node ID	From Node	To Node ID	To Node name	B/w node	Node distance
CC1	CC Halli	CC3	PC Halli	1 - 2	20
CC3	PC Halli	VLCC3	AA Halli	2-3	10
VLCC3	AA Halli	VLCC5	AB Halli	3 - 4	15
VLCC5	AB Halli	VLCC8	AC Halli	4 - 5	22

Total Distance

Skip

Submit

Vendor Creation

Create

Import

Create Route

Associate : Route -Vendor

Billing cycle

Create

Search Route ID

Search

List should have the excel download option

Route ID	Route Name	Route type	Vendor ID	Vendor name	Vehicle Registration No.	Type of Vehicle	Edit Route , transporter & vehicle Association
RN-ORG1-001	North route	Primary			KA 02 MM 4775	TATA ACE	
		Secondary					

Associate Route / VLCC / BMC - Vendor association

Select Vendor type

Search Renu

- Sahayak
- Primary Transporter
- Secondary transporter
- Land lords
- Route officer

Select Route Name

Search North route PT

- North route
- North MH
- South KA

Route ID
RN-ORG1-001

Total Distance in Kms - 46

Search and select Transporter

Search Renu

- KA-02 MS 7823 , Renuprasad
- TN-832-HJ-3788-Renuprasad
- MH-65-HH-8733-K Reddy Babu
- KA-77-OP -2655-P Naveen Kumar

Vendor ID

TR-ORG1-001

Display the Transporter list based on the Route type selection (Primary/Secondary)
Ex: If the Route type is selected "Primary" then show the list of Transporters associated to "Primary " only

Associated Vehicle

Vehicle Registration No.	Vehicle Category	Vehicle model	Body type	Max loading capacity in Kgs	Fuel Type
KA-02-MS-7823-Renuprasad	LDV	TATA ACE	Closed	1200	Petrol

Validation

If the same vehicle number existed and associated to any of the routes in the system and is active the subission of the association should be not be allowed and for the user the error message should show from the system (This Vehicle number "XXXXXXX" is active in "Route name XXXX" Please use different vehicle

Vehicle Active from

From 05/04/2025 Trip E

Should have option to select for future up to 30 days

Based on the selection of dates the billing of the vendor should be considered,
Without any Date selection user should not be allowed for submitting the association

Validation

If any different vehicle is going to be associated to the same route which is existing in the system , Once the submit happens the error message with Date should be shown for the old vehicle and old vehicle should be automatically made inactive and ask for override for the user confirmation for proceed and submit

As example - Till 1/04/2024 Morning shift the old vehicle should be active for the same route

Submit

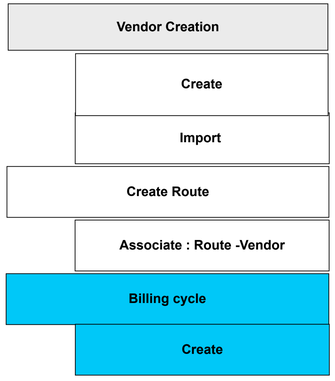

Billing Cycle list

Organisation	Billing Cycle	Cycle Type	Billing Cycle Start Date	Billing Cycle End Date	Cycle Start	Cycle Start	Cycle End	Cycle End	Start Shift	End Shift
SNEKI THA	SAME_ MONT	MONTH_WI SE	01-10-2024	31-03-2025	Octob er	2024	March	2025	MORN ING	EVENI NG

Create Billing Cycle

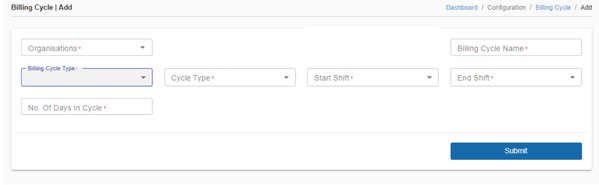

- Vendor Creation
  - Create
  - Import
- Create Route
  - Associate : Route -Vendor
- Billing cycle
  - Create
  - Associate
- Vendor bill management
  - Vendor bill generate
  - Vendor bill Approval
  - Vendor bill Summary
- Configuration

Vendor and Billing cycle list

Associate

Organisation name	Vendor type	Vendor name	Billing cycle name	Edit
mooMark TN	Primary transporter	KA-02 MS 7823 , Renuprasad		

Associate Vendor and Billing cycle

Select Organisation

- mooMark TN
- mooMark UP

Select Vendor type

All	☐
Sahayak	☐
Primary Transporter	☑
Secondary transporter	☐
Land lords	☐
Route officer	☐

Vendor type should have One or Multi select option

Default all Selected

Select Vendor

Search

KA-02 MS 7823 , Renuprasad	
TN-832-HJ-3788-Renuprasad	
MH-65-HH-8733-K Reddy Babu	
KA-77-OP -2655-P Naveen Kumar	

Vendor should have One or Multi select option

Default all Selected

Select Billing cycle

30 days cycle	☑
15 days cycle	☐
10 days cycle	☐

In Future if requirement comes for associating Billing cycle for Routes, It should be accomodated later.

Submit

- Vendor Creation
  - Create
  - Import
- Create Route
  - Associate : Route -Vendor
- Billing cycle
  - Create
  - Associate
- Vendor bill management
  - Vendor bill generate
  - Vendor bill Approval
  - Vendor bill Summary
- Configuration

Generate Bill

Select Org

mooMark Kmpl

Tamil nadu

If the User is associated to one Org then show the Org name which is associated

Select Vendor type

Sahayak

Primary Transporter

Secondary transporter

Land lords

Route officer

One option selection

Select Route / VLCC/MCC/BMC

Based on Vendor type provide the list of all the points/ routes for searching

Route 1

Route 2

Route 3

Route 4

Based on Vendor type provide the list of all the points/ routes for searching

Any Additional cost need to included

Select

Additional KMS

TS loss %

Penalty

Bonus

Select Billing cycle list

01-03-2025 to 31-03-2025

Vendor name , Vehicle model and Vehicle registration no. should be dropdown, Show the values in dropdown which is associated to the route and org and vendor

January 01, 2025

Su	Mo	Tu	We	Th	Fr	Sa
			1	2	3	4
5	6	7	8	9	10	11
12	13	14	15	16	17	18
19	20	21	22	23	24	25
26	27	28	29	30	31	

According to date selection

From Route creation window

Running shift = running trips

92 kms*30 trps = 2760

This volume should come from Route creation template , Where check for only VLCC points for dispatch qty and qty per Shift

(Note- Consider only VLCC points in primary route type

Dispatch - Collection of milk at VLCC centers (Cumulative for that period)

Penalty calculation from configuration (Milk qty loss config)

From Configuration

Manual Input

Based on the selected configuration cells calculation is done and shown for Penalty & Bonus of FS & TS

Org ID	Org Name	Route Name	Route ID	Route Type	Vendor name	Vehicle Model	Vehicle registration no.	Billing cycle	Vehicle running From date	Vehicle running From Shift	Vehicle running To date	Vehicle running To Shift	Trip distance	**Vehicle running no. of days**	**Vehicle running no. of shift**	No of Trips	Total distance covered in kms	Total Volume procured in lts	Total difference volume in lts	Panalty on Vol difference in Rs.	Standard Billing Cycle Cost in Rs.	Additional to Standard billing cycle cost in	Additional Kms	Additional Kms cost in Rs.	TS Bonus Cost in Rs.	TS loss penalty in Rs.	FS loss penalty in Rs.	FS bonus in Rs.	Total Payables	Total Deductions	Net Payable
ORg 1	mooMark KA	Route 1	RN-ORG1-001	Primary	Renuprasad	TATA ACE	KA-04 MN 5566	01-03-2025 to 30-03-2025	1-3-2025	M	15-3-2025	E	92	15	30	30	2760	12500	100	1408	15000	500	0	0	2500	4000	6000		60,249	0	60,249
ORg 1	mooMark KA	Route 1	RN-ORG1-001	Primary	Select	Select	Select		16-3-2025	M	31-03-2025																				
Org 2	mooMArk TN	Route 3	RN-ORG1-003	Primary	Renuprasad	Mahindra	TN - 93-HH 4646						86	31		62	2666														

Calcualtion

1. Standard calculation assuming vehicle has run as per the route
2. Option for calculation per ltr cost
3. Per km cost
4. Bonus
5. Penalty
6. Additional transportaion if any

Editable cells

Submit for Approval

- Vendor Creation
  - Create
  - Import
- Create Route
  - Associate : Route -Vendor
- Billing cycle
  - Create
  - Associate
- Vendor bill management
  - Vendor bill generate
  - Vendor bill Approval
  - Vendor bill Summary
- Configuration

Bill Approval

Select Org: mooMark Kolar | Tamil nadu

Select Vendor type: Dahejam | Primary Transporter | Secondary transporter | Land lorde | Route officer

- Route 1 ☑
- Route 2 ☐
- Route 3 ☐
- Route 4 ☑

Select Billing cycle list: 01-03-2025 to 31-03-2025

Approve ALL | Reject All

Org ID	Org Name	Route Name	Route ID	Route Type	Vendor name	Vehicle Model	Vehicle registration no.	Billing cycle	Vehicle running From date	Vehicle running From Shift	Vehicle running To date	Vehicle running To Shift	Trip distance	**Vehicle running no. of days**	**Vehicle running no. of shift**	No of Trips	Total distance covered in kms	Total Volume procured in lts	Total difference volume in lts	Panalty on Vol difference in Rs.	Standard Billing Cycle Cost in Rs.	Additional to Standard billing cycle cost in	Additional Kms	Additional Kms cost in Rs.	TS Bonus Cost in Rs.	TS loss penalty in Rs.	FS loss penalty in Rs.	FS bonus in Rs.	Total Payables	Total Deductions	Net Payable	Accept / Reject	
ORg 1	mooMark KA	Route 1	RN-ORG1-001	Primary	Renuprasad	TATA ACE	KA-04 MN 5566	01-03-2025 to 30-03-2025	1-3-2025	M	15-3-2025	E	92	15	30	30	2760	12500	100	1408	15000	500	0	0	2500	4000	6000		60,249	0	60,249	Approve	Reject
ORg 1	mooMark KA	Route 1	RN-ORG1-001	Primary	Mahesh	Mahindra	KA-05 MN 8566	01-03-2025 to 30-03-2025	16-3-2025	M	31-03-2025																					Approve	Reject
ORg 1	mooMark KA	Route 3	RN-ORG1-003	Primary	Renuprasad	Mahindra	TN - 93-HH 4646						86	31		62	2666															Approve	Reject
ORg 1	mooMark KA	Route 4																															

Submit

- Vendor Creation
  - Create
  - Import
- Create Route
  - Associate : Route -Vendor
- Billing cycle
  - Create
  - Associate
- Vendor bill management
  - Vendor bill generate
  - Vendor bill Approval
  - Vendor bill Summary
- Configuration

Filters

Vendor type

Route name

Date selection from and to

Org ID	Org Name	Route Name	Route ID	Route Type	Vendor name	Vehicle Model	Vehicle registration no.	Billing cycle	Vehicle running From date	Vehicle running From Shift	Vehicle running To date	Vehicle running To Shift	Trip distance	Vehicle running no. of davs	Vehicle running no. of shift	No of Trips	Total distance covered in kms	Total Volume procured in lts	Total difference volume in lts	Panalty on Vol difference in Rs.	Standard Billing Cycle Cost in Rs.	Additional to Standard billing cvcle cost in	Additional Kms	Additional Kms cost in Rs.	TS Bonus Cost in Rs.	TS loss penalty in Rs.	FS loss penalty in Rs.	FS bonus in Rs.	Total Payables	Total Deductions	Net Payable	Status
ORg 1	mooMark KA	Route 1	RN-ORG1-001	Primary	Renuprasad	TATA ACE	KA-04 MN 5566	01-03-2025 to 30-03-2025	1-3-2025	M	15-3-2025	E	92	15	30	30	2760	12500	100	1408	15000	500	0	0	2500	4000	6000		60,249	0	60,249	Accept
ORg 1	mooMark KA	Route 1	RN-ORG1-001	Primary	Mahesh	Mahindra	KA-05 MN 8566	01-03-2025 to 30-03-2025	16-3-2025	M	31-03-2025																					Accept
ORg 1	mooMark KA	Route 3	RN-ORG1-003	Primary	Renuprasad	Mahindra	TN - 93-HH 4646						86	31		62	2666															Reject
ORg 1	mooMark KA	Route 4																														

Vendor Creation

Create

Import

Create Route

Associate : Route -Vendor

Billing cycle

Create

Associate

Vendor bill management

Vendor bill generate

Vendor bill Approval

Vendor bill Summary

Configuration

Create

Config Association

Transport Cost Configuration

Select Org: Org Dropdown — Org 2

Template name: Standard cost for March to May 2025

Route type - Primary

Enter Cost you want to apply for Route

Standard Billing cycle cost Rs. 15000

Or

Click to switch to per KM pricing

Route Standard Cost / Km in Rs. 9

Additional cost/ Km in Rs. 9

Save

Click below to allocate loss configuration

TS loss Configuration

Penalty If the FS loss is above % 6 Cost per KG 32

Penalty If the TS loss is above % FAT KG Rate SNF KG rate

Or

Milk qty loss Configuration

Penalty If the Total Milk dispatched VLCC vs MCC receipt difference % 2 Penalty cost / ltr 35

Or

Pick from RC

Penalty If the Total Milk dispatched VLCC vs MCC receipt difference % 2

Save

Click below to allocate bonus configuration

Bonus cost configuration

TS Bonus Configuration

If the FS loss is below % 1 Cost per KG 37

Or

If the TS loss is below % FAT KG Rate SNF KG rate

Or

Milk qty Bonus Configuration

If the Total Milk dispatched VLCC vs MCC receipt difference % 1 Bonus cost / ltr 35

Or

Pick from RC

If the Total Milk dispatched VLCC vs MCC receipt difference % 1

Check

Save & Submit

Vendor Creation

Create

Import

Create Route

Associate : Route -Vendor

Billing cycle

Create

Associate

Vendor bill management

Vendor bill generate

Vendor bill Approval

Vendor bill Summary

Configuration

Create

Config Association

Associate Routes and Calculation Configuration template li

Super Admin usage

Org ID	Org Name	Route ID	Route Name	Route type	Config Template name	Edit template
		RN-ORG1-001	North route	Primary	Agastya	
		RN-ORG1-003	South route	Secondary		

Associate Routes and Configuration template

Select Org

Super Admin usage

Org 1

Org 2

Select Routes

Route Name 1

Route Name 2

One / multi select

Associate template

Template name 1

Template Name 2

Config template should come in dropdown

Submit

Transporter payment Upload format

Transporter ID	Vehicle ID	Vehicle registration	Vehicle capacity	Route ID	Route Name	Total distance travelled	Month	Dates	Shift	Rate/ KM	Additional trip kms	Other Payables	All other Deductables		